

Answer sheet to
maths mates trail

You can do your working out on this sheet.

Names:

Start in Beech room on the windowsill is a question.

1.

Look for the bin

2.

Look at the back table.

3.

Look on the set of drawers at the back of the class

4.

To the left on the wall is a map.

5.

Now find a question master for your letter.



Look at the outside door

6.

Look at the middle table

7a)

7b)

The question is on the light switch

8.

Go into Rowan room

Look at the small wall that sticks out.


Look at the whiteboard.

9.

10a)

10b)

Find a question master for the next letter.



2nd letter

Go outside Dapifer Block. To the right is a metal grid.

11.

Next question is on the pole

12.

Next question is on the railings.

13

Next question is on the end of the railings.


14a)

14b)

Next question is on the tree.

15a)

15b)



3rd letter

Find a question master.

Next question is on the corner of the wooden fence.

16.

Look on a netball post

17.

Look at the wall with the basketball hoops, walk across to the entrance on your left.

18a)

18b)


Next question is back towards Dapifer Block on the concrete post.

19.

Back to the red bin near Dapifer Block

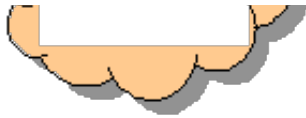
20a)

20b)



4th letter

Find a question master.



Go into the courtyard in front of you. To the left are double doors.

21a)

21b)

On the other side of the courtyard is the kiln room.

22.

Next question is on Dapifer Block door

23.

Across to the left is the bicycle shed.

24.

Carefully walk towards the carpark.

25.

26.

Find a question master.



5th letter

Look at the small red post on the right.

27.

Now carefully follow the pathway as if you are going out of school. Look on the wooden posts.

28.

Continue along the pathway. Look both ways and cross the road to the school sign.


29.

Go into the carpark. Find Mrs. Crack's gold car. No. plate starts with KUI.

30a)

30b)

Find a question master.



Follow the path around the back of Dapifer Block near the grass tennis courts to a monument.

31.

Keep walking around the bushes and find a telegraph pole.

32a)

32b)

Move towards the buildings, the next question is on the door

33a)

33b)

33c)

Look at the classrooms over to the right.

34a)

34b)

Return inside the Dapifer Block and find the fire alarm box on the left as you enter the first room.

35. You may not need to use all of the boxes.



Find a question master.



Write your letters in the squares:

--	--	--	--	--	--	--

Rearrange the letters to make a mathematical word: