

This rectangle has height 2 and width 3.

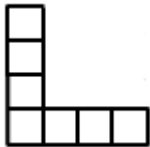
Work out (a) the perimeter (b) the number of dots and (c) the number of lines needed to draw a rectangle with:

height 2 and width 25

height 2 and width 100

height 2 and width n

L Shapes



This L shape has height 4 and width 4.

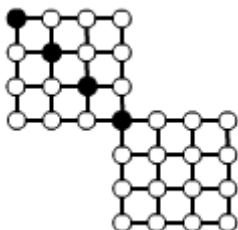
Work out (a) the perimeter (b) the number of squares and (c) the number of lines needed to draw an L shape with:

height 25 and width 25

height 100 and width 100

height n and width n

Two Squares



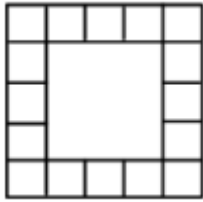
This pattern with two squares has four black dots.

Work out (a) the number of white dots and (b) the number of lines needed to draw a pattern with:

25 black dots

100 black dots

n black dots



This pattern has side length 5.

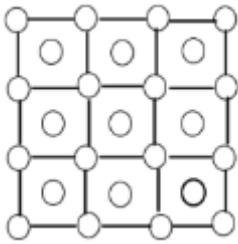
Work out (a) the number of edge squares and
(b) the number of lines needed to draw the pattern with:

side length 25

side length 100

side length n

Dots and More Dots



This pattern has side length 3.

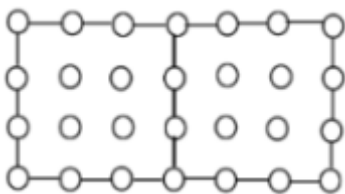
Work out (a) the number of dots and
(b) the number of lines needed to draw the pattern with:

side length 25

side length 100

side length n

Rectangle of Dots



This pattern is made from two joined squares with side length 3.

Work out (a) the number of lines and
(b) the number of dots needed to draw the pattern of joined squares with:

side length 25

side length 100

side length n