



# **Cornwall Maths Conference**

## **Love the Maths!**

11th March 2016

Fran Watson

[fw279@cam.ac.uk](mailto:fw279@cam.ac.uk)



# Reach 100 (1130)

You must choose four **different** digits from 1 — 9 and put one in each box. For example:

5	2
1	9

This gives four two-digit numbers:

52 (reading along the 1st row)

19 (reading along the 2nd row)

51 (reading down the left hand column)

29 (reading down the right hand column)

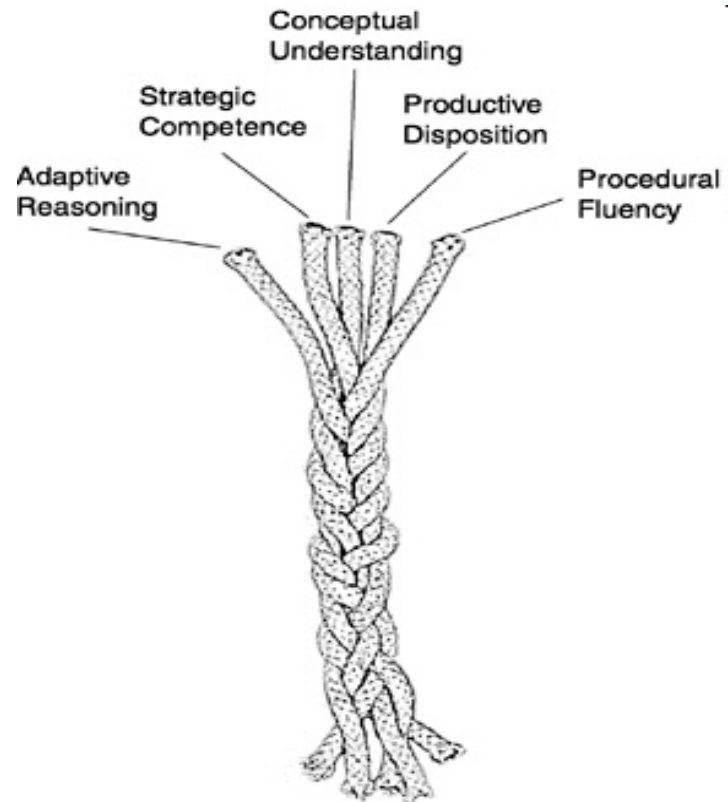
In this case their sum is 151.

Your challenge is to find four **different** digits that give four two-digit numbers which add to a total of 100.

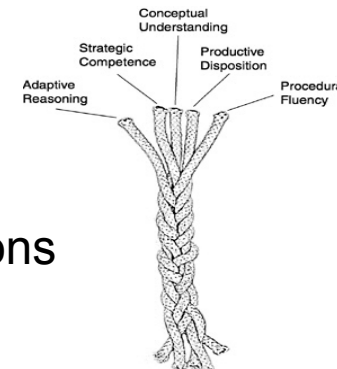
How many ways can you find of doing it?



# NRICH: Working like a Mathematician



**Five strands of mathematical proficiency**  
**From NRC (2001) *Adding it up:***  
***Helping children learn mathematics***



### **Conceptual understanding:**

comprehension of mathematical concepts, operations, and relations

### **Procedural fluency:**

skill in carrying out procedures flexibly, accurately, efficiently, and appropriately

### **Strategic competence:**

ability to formulate, represent, and solve mathematical problems

### **Adaptive reasoning:**

capacity for logical thought, reflection, explanation, and justification

### **Productive disposition:**


habitual inclination to see mathematics as sensible, useful, and worthwhile, coupled with a belief in diligence and one's own efficacy.

# Domino Sets (9965)

When you buy a set of 0-6 dominoes they often come in cardboard boxes - and those boxes sometimes don't last very long!

What if you were given lots of dominoes in a bag?  
Before you started playing it might be a good idea to find out if you have a full set!

How would you go about it?  
How could you be sure?



What if someone gave you some 0-9 dominoes?  
How many do you think there would be in a full set?



# Guess the Dominoes (6995)

## Guess the Dominoes

Stage: 1, 2 and 3 ★

This is one of a series of problems designed to develop learners' team working skills. Other tasks in the series can be found by going to this [article](#).





# Problem-solving Process

## 1. Getting started

try a simpler case

draw a diagram

represent with model

act it out

## 2. Working on the problem

visualise

work backwards

reason logically

conjecture

work systematically

look for a pattern

trial and improvement

## 3. Digging deeper

generalise

verify

prove

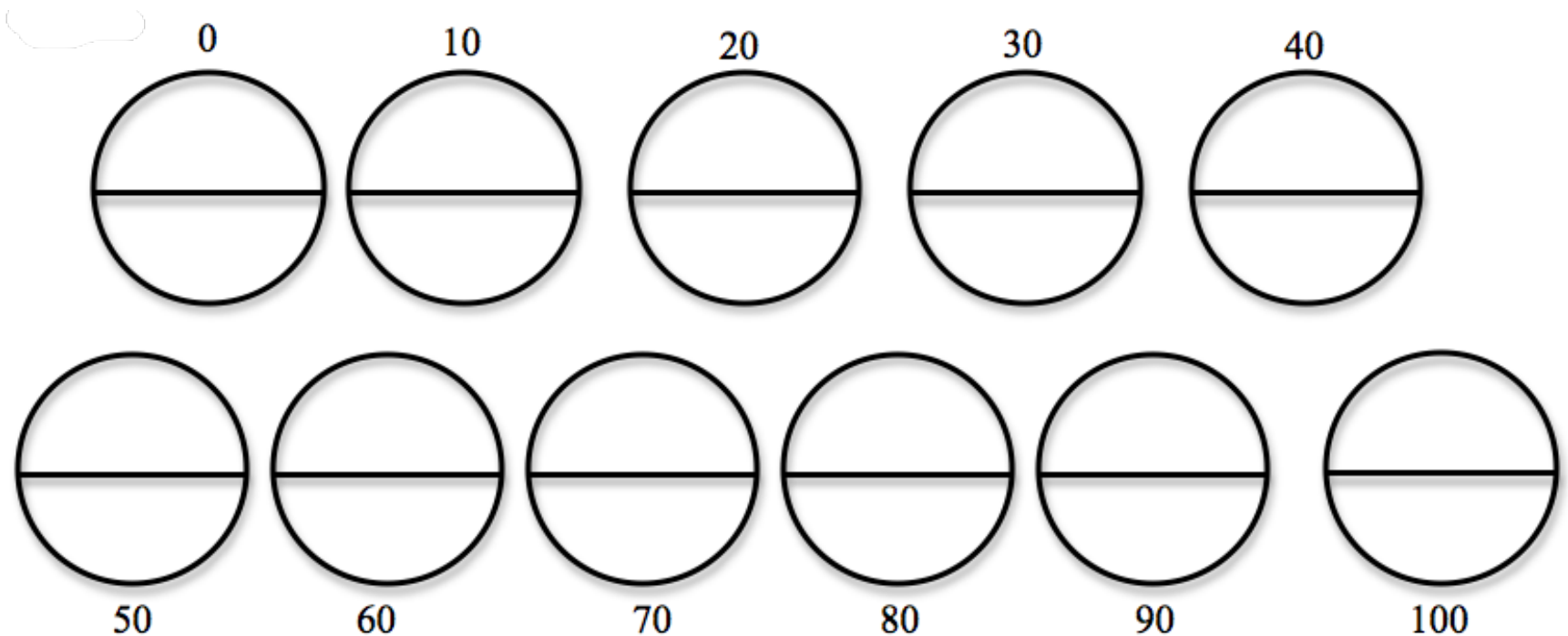
## 4. Concluding

communicate findings

evaluate

[enrich.maths.org](http://enrich.maths.org)

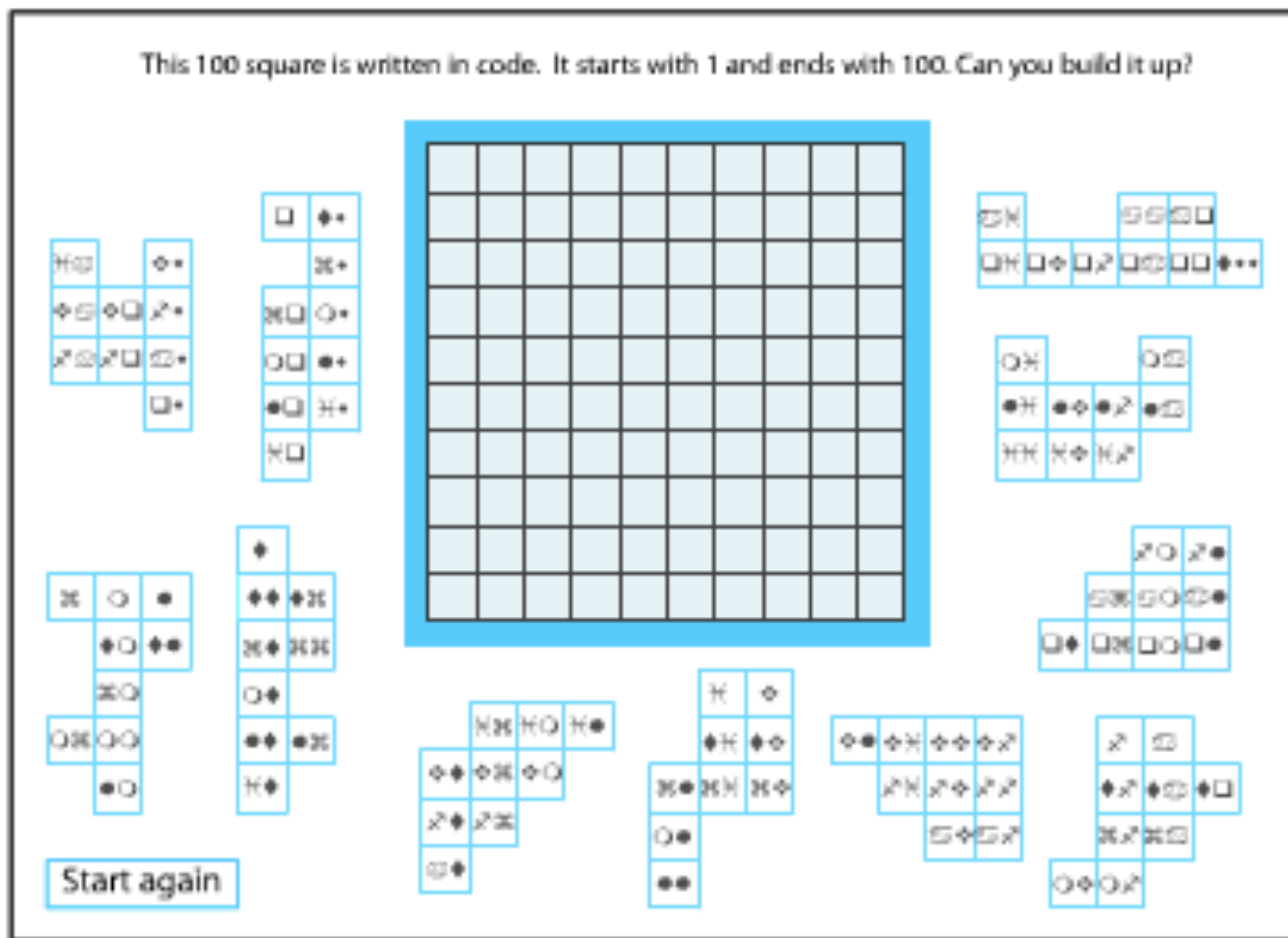
# Reasoned Rounding (10945) \*





# Coded Hundred Square (6554)

This 100 square is written in code. It starts with 1 and ends with 100. Can you build it up?



Start again

# Primary (11864) & Secondary (11386)

## Developing Mathematical Habits of Mind - Primary

Published January 2015.

For problems arranged by curriculum topics or problem-solving skills, visit the [NRICH Primary Curriculum](#) page.

Children learn better when they are curious, thoughtful, determined and collaborative.

Here are some collections of mathematical activities designed to give Stage 1 and 2 learners opportunities to develop these desirable characteristics.



### Being Curious - Primary

These problems will exploit primary learners' natural curiosity and provoke them to ask good mathematical questions.



### Being Thoughtful - Primary

These problems require careful consideration. Allow your learners time to become absorbed in them. They are designed to help primary children develop the habit of being thoughtful.



### Being Collaborative - Primary

These problems are ideal for primary school children to work on with others. Encourage your learners to share ideas, and recognise that two heads can be better than one.




### Being Determined - Primary

These problems require determination for primary school children. Encourage your learners to persevere - there's often a great sense of achievement when we've had to struggle.

# Reflecting Squarely (1840)

The three shapes below can be fitted together (edge to edge, with no overlaps) to make shapes with line symmetry.





# Welcome to Wild Maths


[wild.maths.org](http://wild.maths.org)





# Welcome to Wild Maths

- Here, you are free to roam and develop as a mathematician. We invite you to embark on a mathematical adventure!
- At Wild Maths, we believe that mathematics is a creative subject.
- It involves spotting patterns, making connections, finding new ways of looking at things and using what you already know in new contexts.
- Creative mathematicians play around with examples, draw pictures, have the courage to experiment and ask good questions.



## Showcase

We are delighted to showcase some of the work that has been sent to us! If you've worked hard on a task, or want to share your own explorations inspired by [wild.maths.org](http://wild.maths.org), do get in touch!

[illegible]

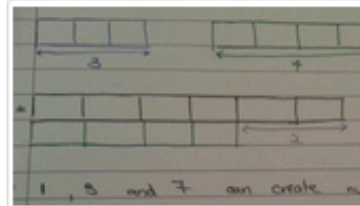
## Equal and Unequal Averages: Zach's Solution

To get an idea of the pattern, we can look at all the points  $(1, n)$ .

When  $n$  is odd, the arrow has visited exactly the  $n$ th triangle number of points to reach it, e.g.

b) because the arrows has visited all the points in diagonal rows leading up to  $(1, n)$  which form a triangle.

## Are We Nearly There?: Hannah's Solution



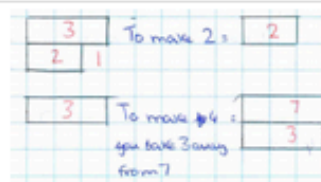
### Measuring with Rods: Justin's findings




### Longer and Longer: Billy's Proof



### Measuring with Rods: Isabel's video explanation



### Measuring with Rods: Jack and Grace's investigation



### Measuring with Rods: Holly's investigation

# Wild Maths

- Our front page presents a random and ever-changing selection - have a go at anything that catches your eye. *If you'd like to follow a more structured path, or explore challenges and investigations that are linked by some shared mathematical areas, click on the 'Pathways' link in the top menu*
- We provide games, investigations, stories and spaces to explore, where we know there are discoveries to be made. *Some have starting points, some a big question and others offer you a free space to investigate.*

# Wild and NRICH

Wild Maths	NRICH
Targets pupils exploring maths out of school	Targets teachers working with their classes
Encourages on-going submissions for collaborative working	Encourages submissions to our 'Live Problems'



“I’ve come to a frightening conclusion that I am the decisive element in the classroom. It’s my personal approach that creates the climate. It’s my daily mood that makes the weather. As a teacher, I possess a tremendous power to make a child’s life miserable or joyous. I can be a tool of torture or an instrument of inspiration. I can humiliate or heal. In all situations, it is my response that decides whether a crisis will be escalated or de-escalated and a child humanized or dehumanized.”

Johann Wolfgang Von Goethe



# Next Steps

For NRICH:

- Sign up for our free NRICH newsletter
- Subscribe to our Twitter feed

For Wild:

- Encourage your pupils to explore Wild
- Share your thoughts at [wild@maths.org](mailto:wild@maths.org)